



**QCMUG Meeting Minutes
April 19, 2011
Bettendorf Public Library**

Attendance

A total of 18 members and one guest were present at the meeting. Dean Arney, Sue Berger, Jim Boland, Connie Claassen, Keith Claassen, Lee Claassen, Brian Dobbins, Jim Hall, Wilma Hauser, Harry Healey, Jim Holifield, Dave Ochs, Arnold Olson, Don Patridge, Bill Rankin, Cecil Roth, John Schenk, and Kathy Schroeder. Our guest was JoAnn Whitmore.

Business Meeting

- The meeting was called to order at 6:41 pm.
- The Treasurer reported a balance of \$3,366.55 and 48 paid members.
- An extra help session will be held at the Eastern Ave. Davenport Library.
- Keith talked about the new Thunderbolt port Apple is including on the new MacBook Pros: <http://www.apple.com/thunderbolt>
- Also, please keep an eye out on more videos being posted. We'll have open access to them for everyone to see them during our beta phase.

Program

Mac 101: Automator – by Don Patridge.

The material covered is shown in the Keynote presentation, starting on page three.

Open Forum

Q: Stick with the older iPhoto or upgrade to '11?

A: No one in our group has had any issues to speak of. The interface is a little different. Brian Dobbins recommends it.

Q: Is there an iPhoto Library manager to use an external hard drive with?

A: This is built into iPhoto already. Just hold the Option key when you start iPhoto up. If you would like an application, give iPhoto Buddy a try: <http://www.macupdate.com/app/mac/12175/iphoto-buddy>

Q: Dave Ochs has an issue when clicking on certain links in Safari, he gets a black screen.

A: Try resetting everything by going to **Safari** > Reset Safari & checkmark all the options.

Meeting was adjourned about 8:15 p.m.

Next Month's Meeting:

The next meeting will be Tuesday, May 17.

Respectfully submitted by Keith Claussen, QCMUG Secretary

www.QCMUG.org

Mac 101 - Automator

presented by Don Patridge

Automator

Originally introduced in OS X Tiger, [Automator](#) is a drag-and-drop form of scripting. You can create workflows to easily speed up many tasks. With each version of OS X, Automator has seen some improvements, but with Snow Leopard, it finally realizes its full potential.

Automator

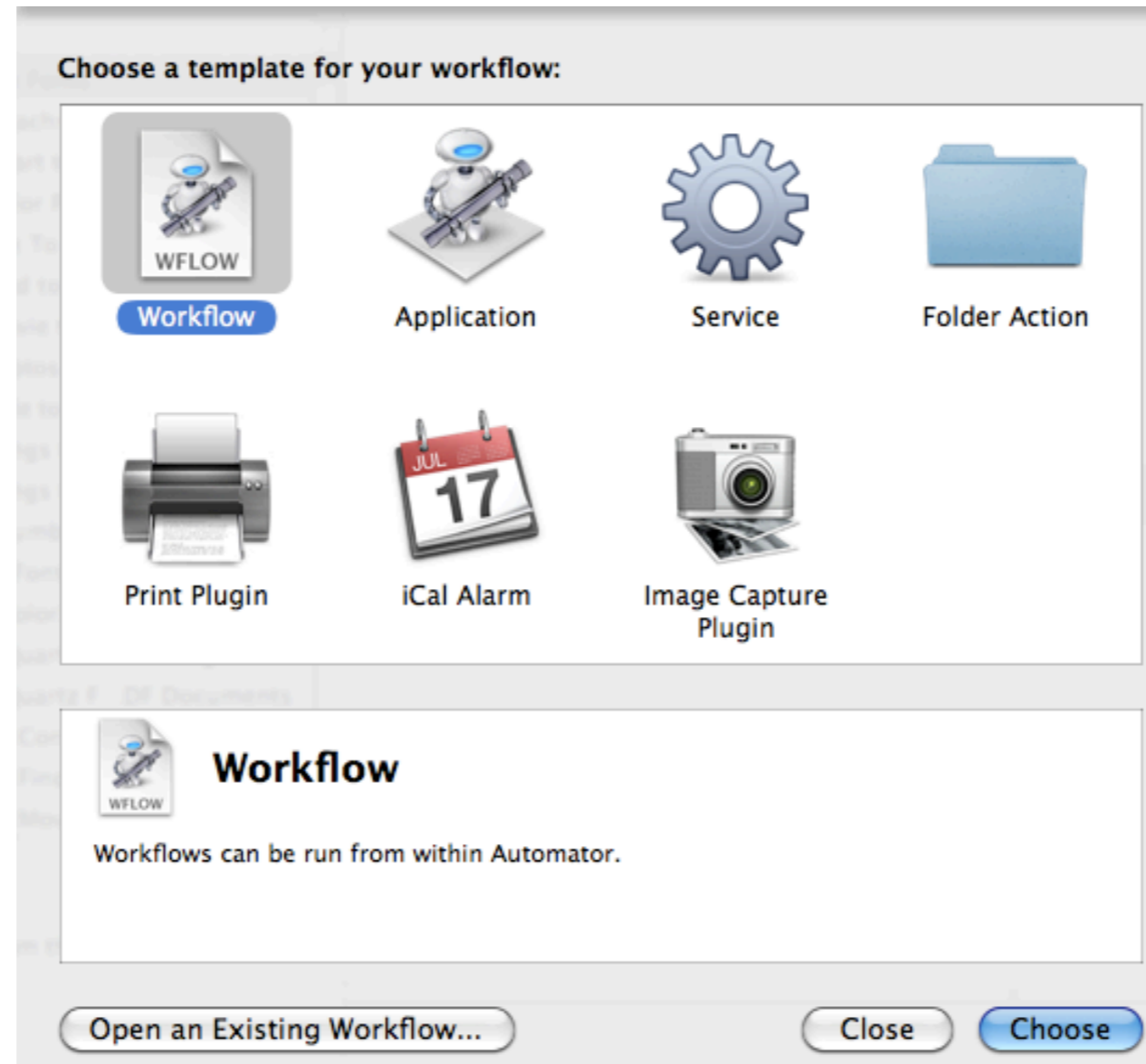
- **Works with Services Menu**
- **Requires Snow Leopard 10.6 to work the best.**
- **Services folder located at:
Home > Library > Services.**
- **Services can be turned off and on in the Keyboard Shortcuts tab of the Keyboard system preference pane**
- **Each service can have a keyboard shortcut assigned to it.**
- **By default, only five service menu items will be displayed on a contextual menu before they are moved to a Services sub-menu on the contextual menu.**

Automator Templates

- Workflow
- Application
- Service
- Folder
Action
- Print Plugin
- iCal Alarm
- Image
Capture

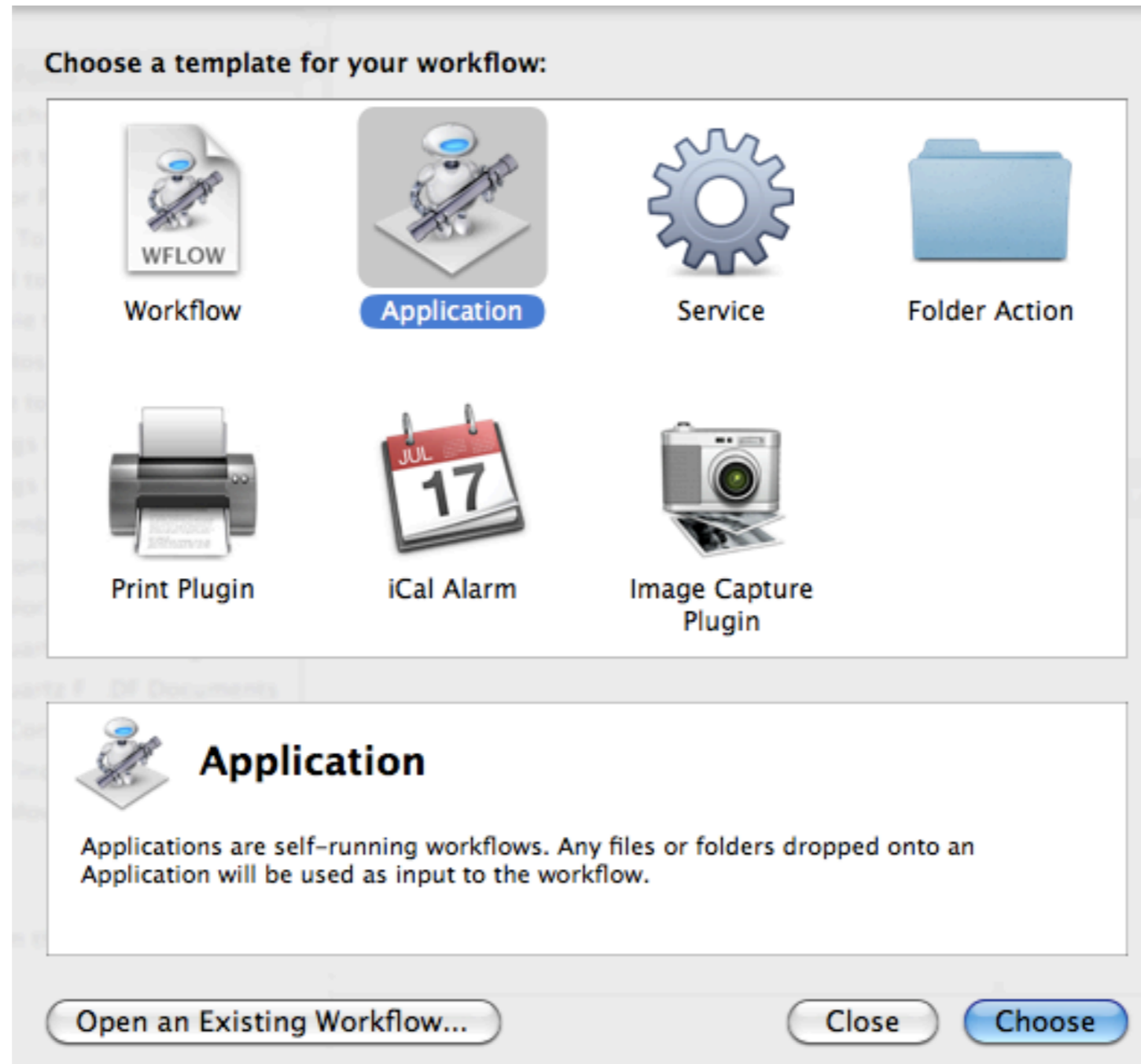
Automator Template

Workflow



Automator Template








Application




Automator Template

Service

Choose a template for your workflow:

 Workflow	 Application	 Service	 Folder Action
 Print Plugin	 iCal Alarm	 Image Capture Plugin	

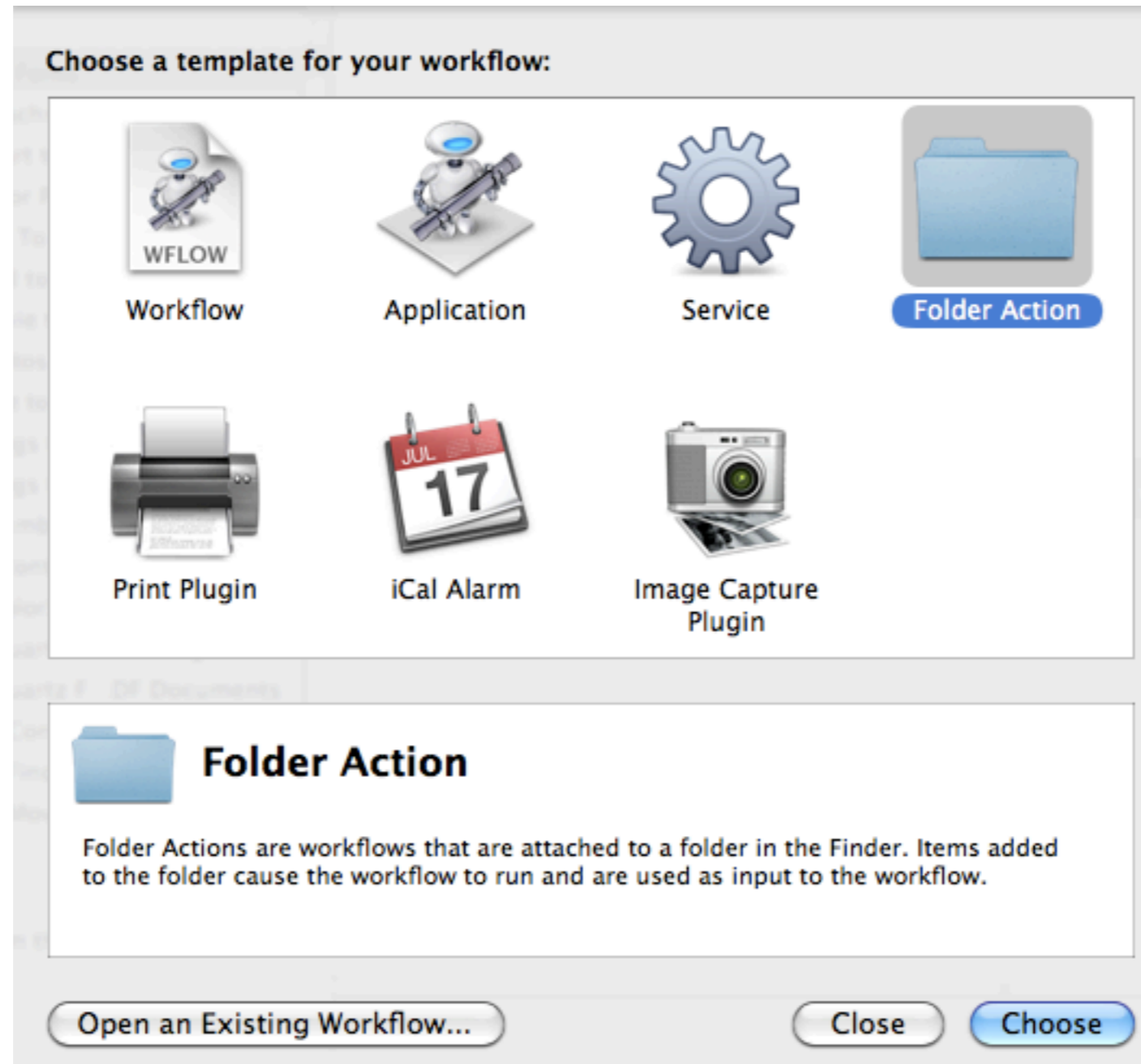
 **Service**

Services are contextual workflows available throughout Mac OS X. They accept text or files from the current application or the Finder. Services appear in the Services menu.

Open an Existing Workflow... Close Choose

Automator Template








Folder Action




Automator Template

Print Plugin

Choose a template for your workflow:

 Workflow	 Application	 Service	 Folder Action
 Print Plugin	 iCal Alarm	 Image Capture Plugin	

 **Print Plugin**

Print plugins are workflows that are available in the print dialog. They accept PDF versions of the document being printed.

Open an Existing Workflow... Close Choose

Automator Template







iCal Alarm



Automator Template

Image Capture

Choose a template for your workflow:

 Workflow	 Application	 Service	 Folder Action
 Print Plugin	 iCal Alarm	 Image Capture Plugin	


 **Image Capture Plugin**

Image Capture plugins are workflows that are available in Image Capture. They receive image files as input.

Open an Existing Workflow... Close Choose

Automator Links

Sites for Services & Tutorials

Automator Website: <http://macosxautomation.com/automator/>
<http://automator.us/tour.html>

MacBreak-<http://www.pixelcorps.tv/macbreak><http://>

Services in Snow Leopard -macosxautomation.com/services/download/macbreak-235.html

Macuseof- <http://www.makeuseof.com/tags/automator/>

MacWorld: <http://www.macworld.com/article/142494/2009/08/snowleopardsystempreferences.html>